

MBX 20/6 T2 0,37kW

Series general data MBX



MANUFACTURING FEATURES

- Rolling steel sheet housing.
 - Completely joined or welded housing.
 - Single inlet forward curved impeller made of aluminium sheet.
 - Epoxy powder finishing coat.
 - Inlet sparkproof ring made of copper or aluminium.
 - Standard asynchronous squirrel-cage motor with IP-55 protection and Class F insulation. ATEX certified EEx-d.
- Manufactured with standard voltages: 230V 50Hz in single phase motors and 230/400V 50Hz in three phase motors up to 4kW, and 400/690V 50Hz for higher powers.

APPLICATIONS

- Designed for inline installation, they are suitable for:
- General ventilation in closed environments classified as ATEX zone 2 or 22.
 - Maximum air working temperature from -20°C to 80°C.

UNDER REQUEST

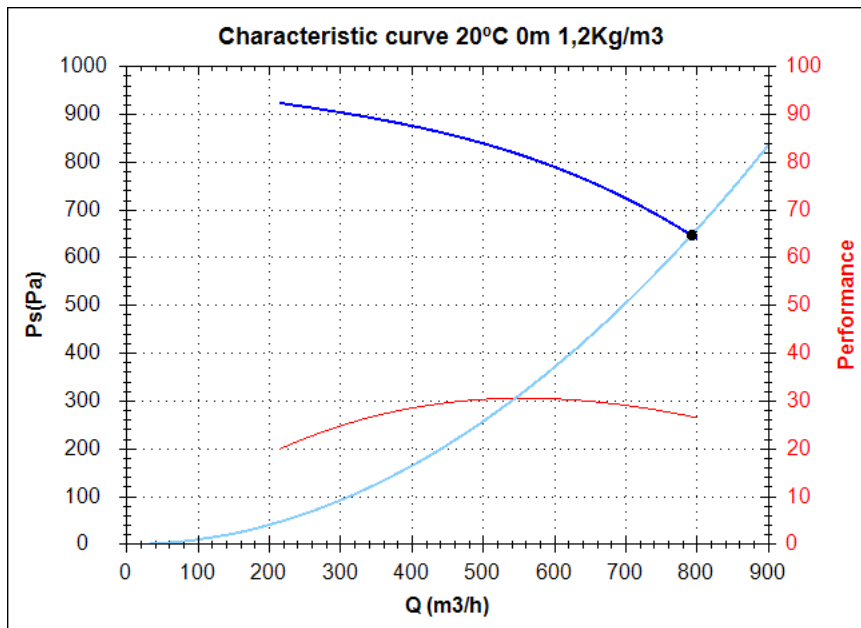
- 60Hz fans and special voltages.
- Special ATEX executions.

In compliance with the 94/9/CE Directive. ATEX II2G built. Certified II3G with certified ATEX EEx-d II2G motor for areas 2 (gas) or 22 (dust).

Series accessories MBX



Characteristic curve



Design point

Q (m ³ /h)	792,33
Ps(Pa)	647,61

Service point

Impeller rpm	2800
Max. temp.(°C)	130
Q (m ³ /h)	792,11
Ps(Pa)	647,25
Pd(Pa)	70,07
Pt(Pa)	717,32
Air speed(m/s)	10,81
Perf.(%)	26,79
SWL dB(A)	87 (INLET)
SPL dB(A)	73 (INLET)
Distance(m)	1,5

Technical data

Impeller rpm	2800
Motor rpm	2800
Approx. weight(kg)	14
Maximum flow rate(m ³ /h)	800

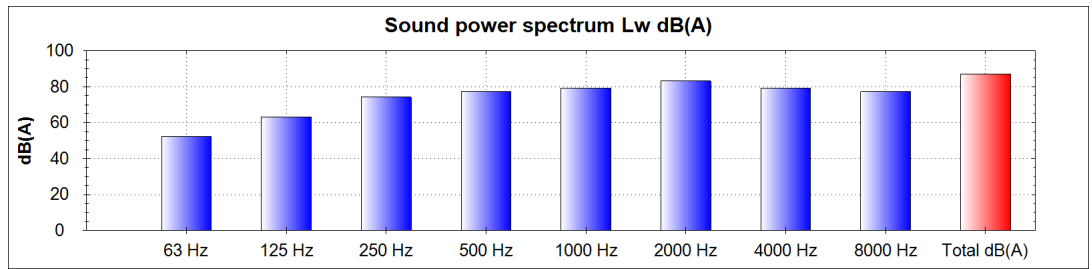
Power(kW)	0,37
Imax 230V(A)	1,65
Imax 400V(A)	0,95
Imax 690V(A)	-

MBX 20/6 T2 0,37kW

Acoustics to the service point (INLET)

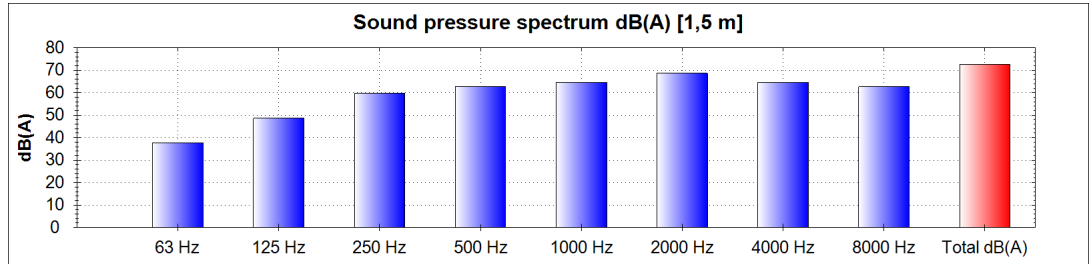
Power dB(A)

63 Hz	52
125 Hz	63
250 Hz	74
500 Hz	77
1000 Hz	79
2000 Hz	83
4000 Hz	79
8000 Hz	77
Total dB(A)	87

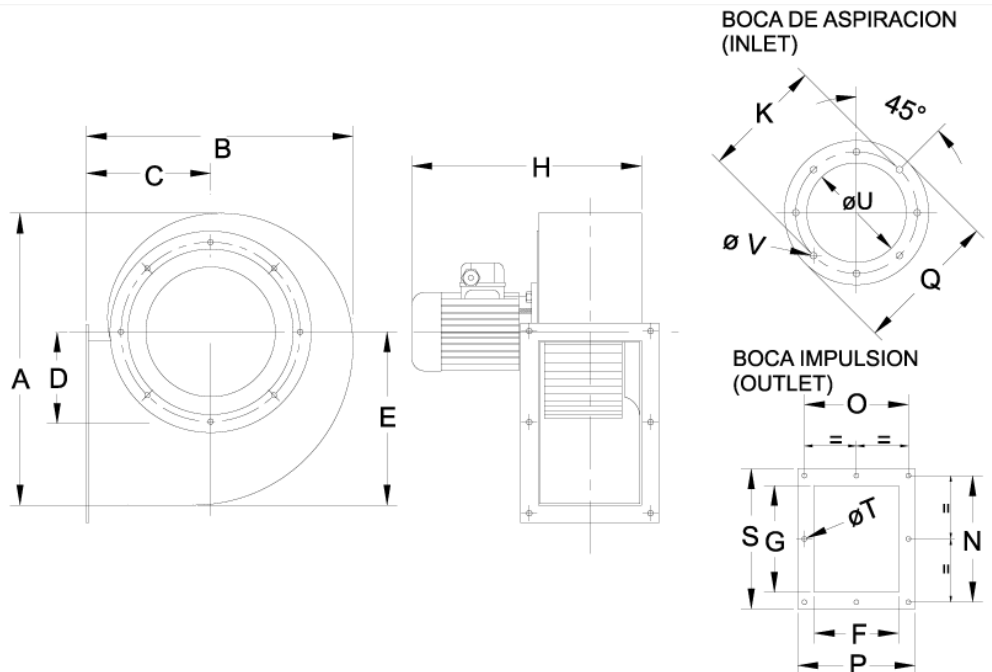


Pressure dB(A) [1,5 m]

63 Hz	38
125 Hz	49
250 Hz	60
500 Hz	63
1000 Hz	65
2000 Hz	69
4000 Hz	65
8000 Hz	63
Total dB(A)	73



dimensions diagram



Dimensions (mm)

A=347	B=300	C=128	D=146	E=203	F=105	G=100	H=335	K=230	N=128	O=134	P=159
Q=255	S=153	T∅=9	U∅=161	V∅=9							

Wiring diagram

