

MB 16/6 M4 0,08kW

Series general data MB12/5-20/8



MANUFACTURING FEATURES:

- Rolling steel sheet housing.
- Completely joined or welded housing.
- Galvanised steel sheet single inlet forward curved impeller.
- Epoxy powder finishing coat.
- Standard asynchronous squirrel-cage motor with IP-55 protection and Class F insulation. Manufactured with standard voltages: 230V 50Hz in single phase motors and 230/400V 50Hz in three phase motors, up to 5,5HP and 400/690V 50Hz for higher powers.
- Standard position: LG 270.

APPLICATIONS:

- Designed for inline installation, they are suitable for:
- Industrial applications, extraction or injection of air.
 - Cooling of machines and parts.
 - Clean air transport.
 - Maximum working temperature: carried air: 130°C, ambient 1ph 50°C, 3ph 60°C.

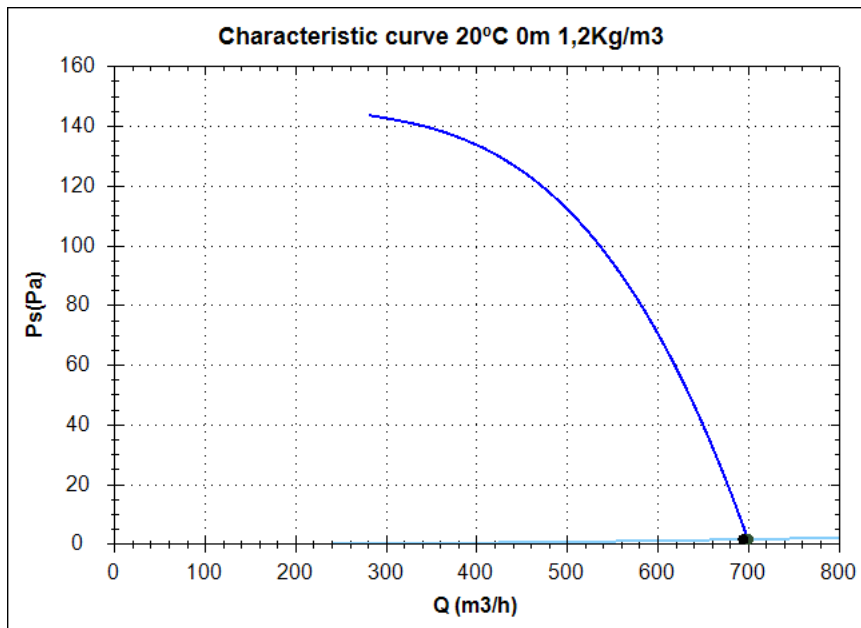
UNDER REQUEST:

- 60Hz fans and special voltages.
- 2 speed motors.
- Fans for air working temperatures up to 250°C.
- Fans provided with cooling disk for high temperature.
- Position: LG 0, LG 45, LG 90, LG 135, LG 180, LG 225, LG 315, RD 0, RD 45, RD 90, RD 135, RD 180, RD 225, RD 270, RD 315.

Series accessories MB12/5-20/8



Characteristic curve



Design point

Q (m ³ /h)	694,27
Ps(Pa)	1,72

Service point

Impeller rpm	1400
Max. temp.(°C)	130
Q (m ³ /h)	699,47
Ps(Pa)	1,75
Pd(Pa)	141,11
Pt(Pa)	142,86
Air speed(m/s)	15,34
SWL dB(A)	80 (INLET)
SPL dB(A)	65 (INLET)
Distance(m)	1,5

Technical data

Impeller rpm	1400
Motor rpm	
Approx. weight(kg)	7,5
Maximum flow rate(m ³ /h)	710

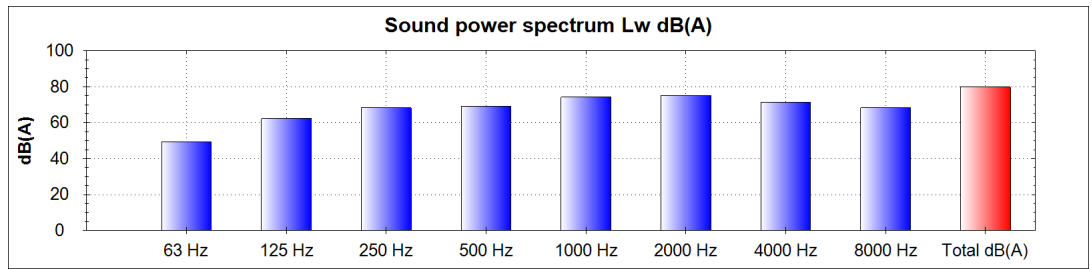
Power(kW)	0,08
Imax 230V(A)	0,9
Imax 400V(A)	-
Imax 690V(A)	-

MB 16/6 M4 0,08kW

Acoustics to the service point (INLET)

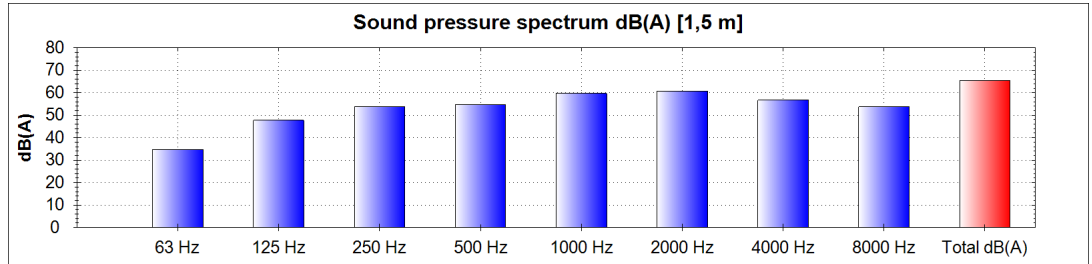
Power dB(A)

63 Hz	49
125 Hz	62
250 Hz	68
500 Hz	69
1000 Hz	74
2000 Hz	75
4000 Hz	71
8000 Hz	68
Total dB(A)	80

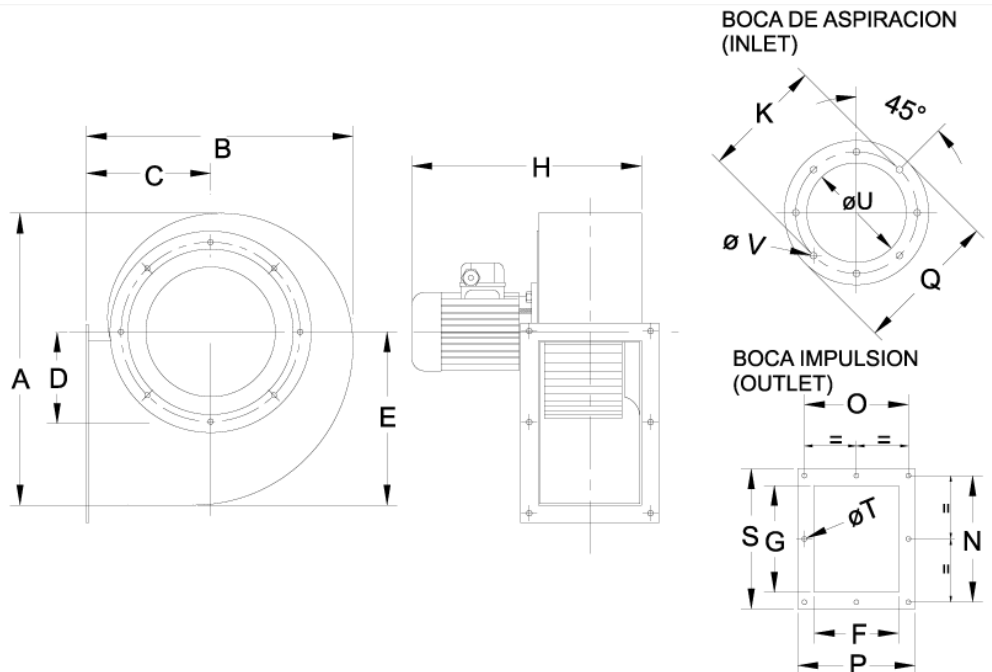


Pressure dB(A) [1,5 m]

63 Hz	35
125 Hz	48
250 Hz	54
500 Hz	55
1000 Hz	60
2000 Hz	61
4000 Hz	57
8000 Hz	54
Total dB(A)	65



dimensions diagram



Dimensions (mm)

A=293	B=254	C=118	D=107	E=171	F=100	G=120	H=310	K=180	N=147	O=128	P=153
Q=214	S=172	TØ=7	UØ=127	VØ=9							

Wiring diagram

